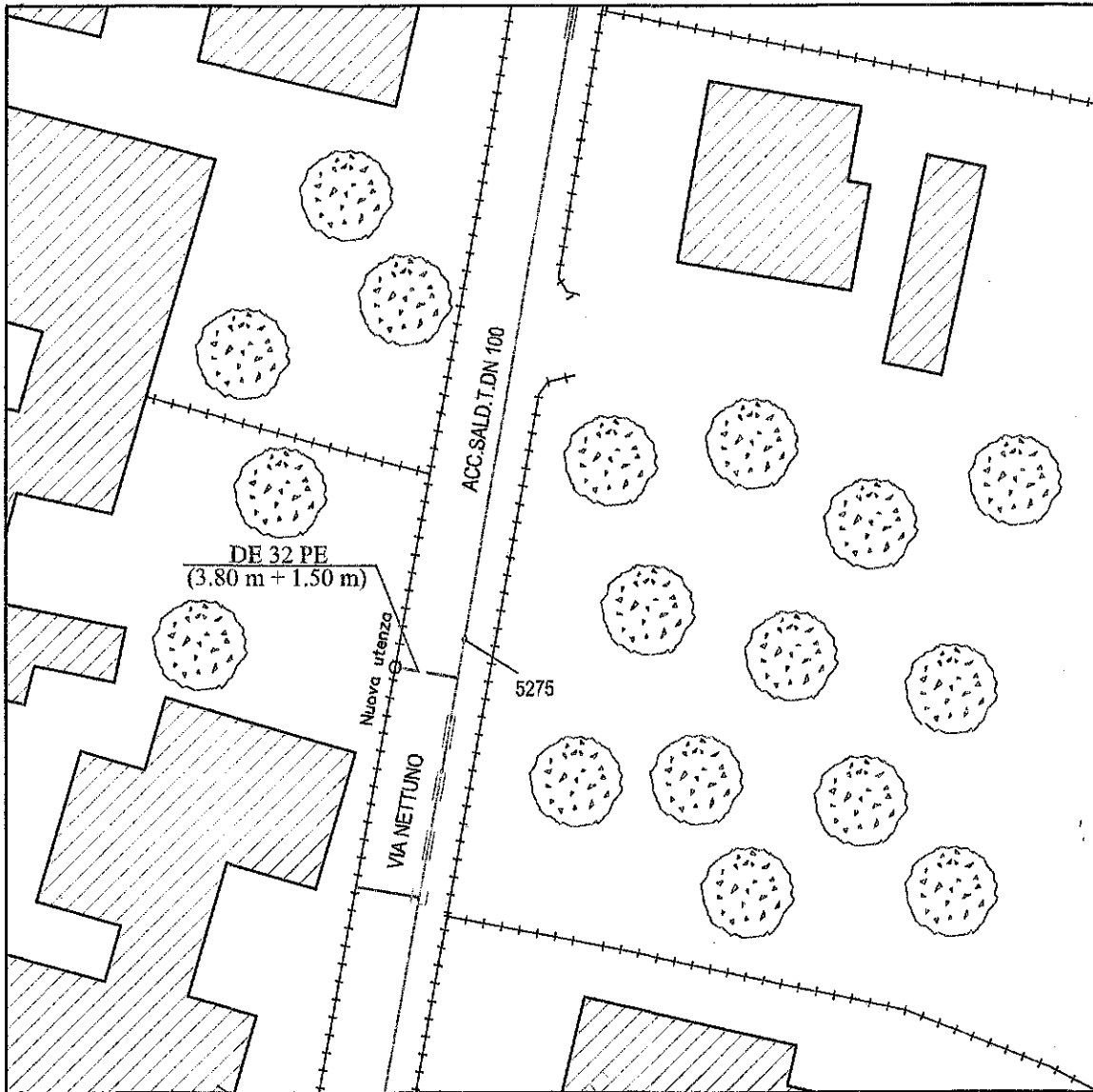
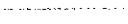
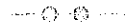





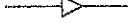







STRALCIO PLANIMETRICO scala 1/500



LEGENDA

-  Tratta BP attiva (Pmax = 0,04 bar)
-  Tratta MPB attiva (Pmax = 5 bar)
-  Tratta BP (VII Specie) in progetto
-  Tratta MPB (IV Specie) in progetto
-  Allaccio utenza in progetto
-  Fondello di chiusura tratta condotta
-  Riduzione di diametro in progetto
-  Giunto metallo-plastico in progetto
-  (n) Numero alloggi da P.R.G.C.
-  ① Numero nodo
-  $\frac{DE}{ml}$ Diametro della condotta
Lunghezza della condotta in metri
-   Passerella per passaggio pedonale larga mt. 2,00

